

How to Make the Most of Your PC's Resources

- **Removing Temporary Files and Cookies**
- **Identifying / Removing Unnecessary Software**
- **Managing Start-up Programs and Processes**
- **Avoiding Potentially Unwanted Programs (PUPs)**
- **Protecting Against Spyware / Adware**
- **Reducing Adverts when Browsing the Internet**

How to Make the Most of Your PC's Resources

- **Removing Temporary Files and Cookies**
 - **Download CCleaner from ccleaner.com**
 - **Install using Default Options**
 - **Use Cleaner option to Remove Files**
 - **From Windows and default software**
 - **From user-installed software**
 - **Avoid using Registry options**

How to Make the Most of Your PC's Resources

The screenshot displays the CCleaner application window. The title bar reads "CCleaner - FREE FOR HOME USE". The main header shows "CCleaner Free" and system information: "Windows 10 64-bit" and "Intel Core i3-7100 CPU @ 3.90GHz, 8.0GB RAM, Intel HD Graphics 630".

The interface is divided into several sections:

- Left Sidebar:** Contains icons for "Cleaner", "Registry", "Tools", "Options", and "Upgrade".
- Navigation Tabs:** "Windows" and "Applications".
- Application Selection:** A list of applications with checkboxes for cleaning options. Under "Applications", "Microsoft Edge", "Internet Explorer", and "Windows Explorer" are selected.
- Analysis Results:** A green progress bar at the top right indicates "100%". Below it, a green checkmark icon is followed by the text "Analysis Complete - (25.944 secs)" and "2,067 MB to be removed. (Approximate size)".
- Details of files to be deleted:** A table listing files to be deleted, with a note: "(Note: No files have been deleted yet)".

Application	Size	Files
Microsoft Edge - Internet Cache	517 KB	24 files
Microsoft Edge - Internet History	0 KB	4 files
Microsoft Edge - Cookies	3 KB	6 files
Microsoft Edge - Download History	0 KB	1 files
Internet Explorer - Temporary Internet Files	1 KB	3 files
Internet Explorer - History	45 KB	2 files
Internet Explorer - Cookies	1 KB	6 files
Windows Explorer - Thumbnail Cache	53,249 KB	10 files
System - Empty Recycle Bin	3,172 KB	3 files
System - Temporary Files	78,830 KB	211 files
System - Memory Dumps	1,031,656 KB	5 files
System - Windows Log Files	203,651 KB	81 files
Firefox - Internet Cache	17,820 KB	932 files
Firefox - Internet History	146 KB	8 files
Firefox - Cookies	0 KB	45 files
Google Chrome - Internet Cache	720,105 KB	3,310 files
Google Chrome - Internet History	1,713 KB	11 files

At the bottom of the analysis window, there are two buttons: "Analyze" and "Run Cleaner".

A red banner at the bottom right of the application window states: "You do not have the latest version of CCleaner" with a red button that says "Update available".

How to Make the Most of Your PC's Resources

- **Identifying / Removing Unnecessary Software**
 - **Review Windows 'Programs and Features'**
 - **Check Desktop Shortcuts and System Tray**
 - **Is All of the Software Used?**
 - **Watch out for Tick Boxes when Installing**
 - **Do Not Store Files on the Desktop**
 - **Review Windows Start Menu Tiles**
 - **Review Running Processes on Start-up**

How to Make the Most of Your PC's Resources

The screenshot shows the Windows Settings application, specifically the 'Apps & features' section. The left sidebar contains navigation options: Home, Find a setting, Apps & features (selected), Default apps, Offline maps, Apps for websites, Video playback, and Start-up. The main content area is titled 'Apps & features' and includes a sub-section 'Installing apps' with a dropdown menu set to 'Allow apps from anywhere'. Below this is another 'Apps & features' section with links for 'Manage optional features' and 'Manage app execution aliases'. A search box labeled 'Search this list' is present, along with 'Sort by: Name' and 'Filter by: All drives' options. A list of installed applications is shown, including DriverSetupUtility (1.96 MB, 27/05/2017), 3D Builder (40.0 KB, 10/10/2018), and 3D Viewer (16.0 KB, 02/03/2019). On the right side, there are links for 'Change app defaults', 'Open Default app settings', 'Related settings', 'Programs and Features', 'Do you have a question?', 'Get help', and 'Make Windows better', 'Give us feedback'.

Settings

Home

Find a setting

Apps

- Apps & features
- Default apps
- Offline maps
- Apps for websites
- Video playback
- Start-up

Apps & features

Installing apps

Choose where you can get apps from. Only install apps from the Store to help protect your PC and keep it running smoothly.

Allow apps from anywhere

Apps & features




[Manage optional features](#)

[Manage app execution aliases](#)

Search, sort and filter by drive. If you would like to uninstall or move an app, select it from the list.

Search this list

Sort by: Name Filter by: All drives

	DriverSetupUtility	1.96 MB
		27/05/2017
	3D Builder	40.0 KB
	Microsoft Corporation	10/10/2018
	3D Viewer	16.0 KB
	Microsoft Corporation	02/03/2019

Change app defaults

To choose the default apps that open your files, links, and more, go to Default app settings.

[Open Default app settings](#)

Related settings

[Programs and Features](#)

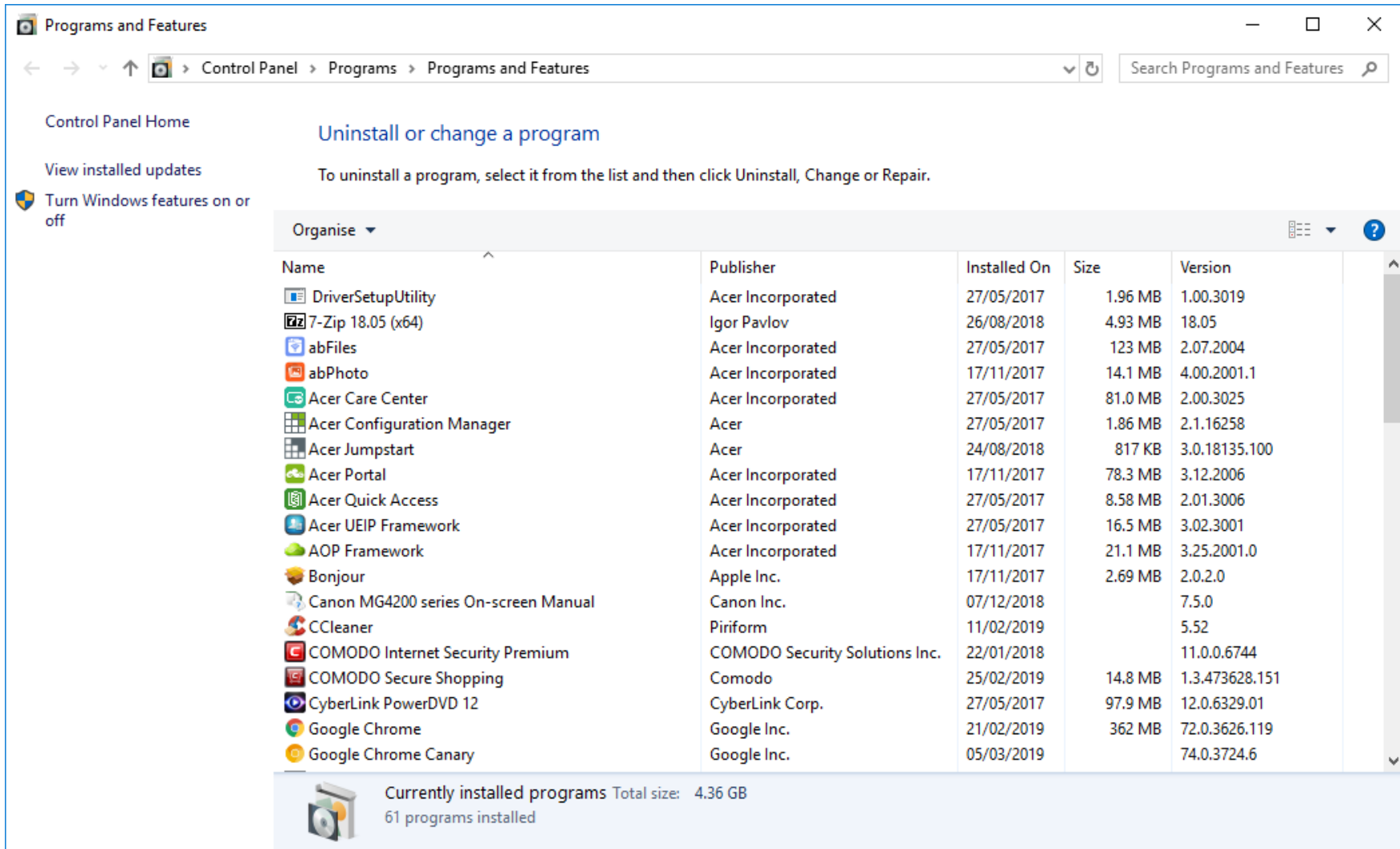
Do you have a question?

[Get help](#)

Make Windows better

[Give us feedback](#)

How to Make the Most of Your PC's Resources

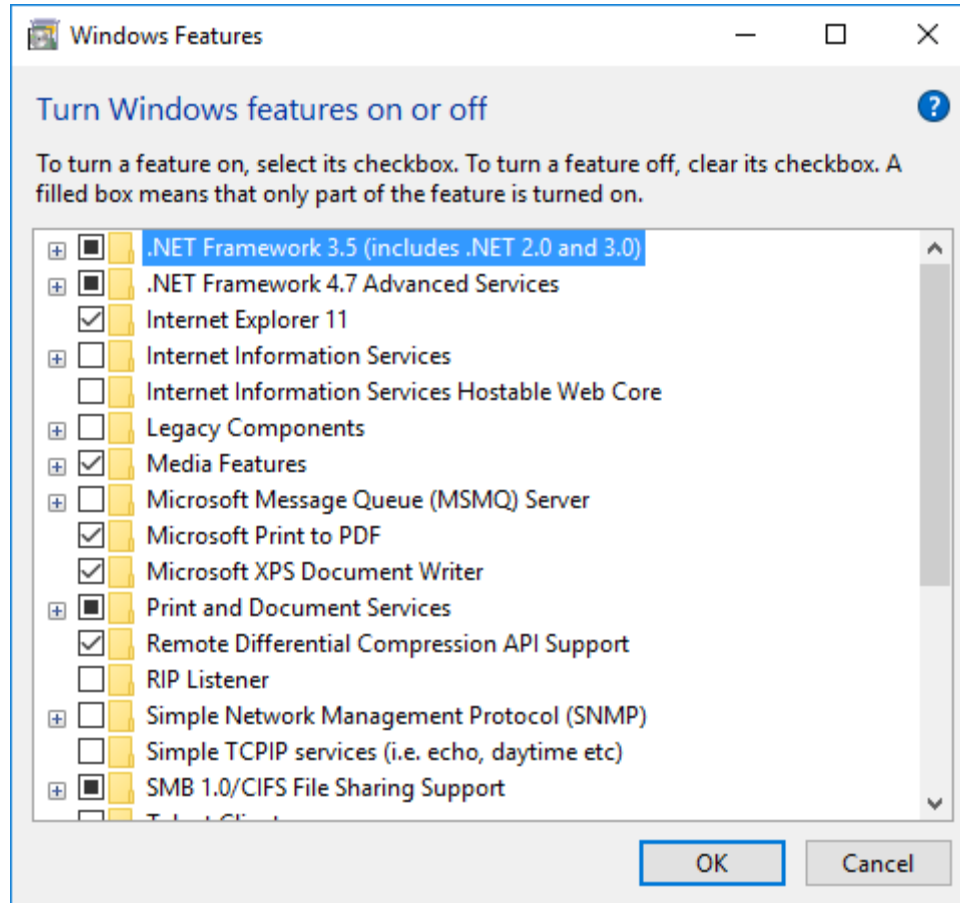


The screenshot shows the Windows 'Programs and Features' control panel window. The window title is 'Programs and Features'. The breadcrumb navigation shows 'Control Panel > Programs > Programs and Features'. There is a search bar on the right labeled 'Search Programs and Features'. Below the navigation, there are links for 'Control Panel Home', 'Uninstall or change a program', 'View installed updates', and 'Turn Windows features on or off'. The main area displays a table of installed programs with columns for Name, Publisher, Installed On, Size, and Version. At the bottom, a summary bar indicates 'Currently installed programs Total size: 4.36 GB' and '61 programs installed'.

Name	Publisher	Installed On	Size	Version
DriverSetupUtility	Acer Incorporated	27/05/2017	1.96 MB	1.00.3019
7-Zip 18.05 (x64)	Igor Pavlov	26/08/2018	4.93 MB	18.05
abFiles	Acer Incorporated	27/05/2017	123 MB	2.07.2004
abPhoto	Acer Incorporated	17/11/2017	14.1 MB	4.00.2001.1
Acer Care Center	Acer Incorporated	27/05/2017	81.0 MB	2.00.3025
Acer Configuration Manager	Acer	27/05/2017	1.86 MB	2.1.16258
Acer Jumpstart	Acer	24/08/2018	817 KB	3.0.18135.100
Acer Portal	Acer Incorporated	17/11/2017	78.3 MB	3.12.2006
Acer Quick Access	Acer Incorporated	27/05/2017	8.58 MB	2.01.3006
Acer UEIP Framework	Acer Incorporated	27/05/2017	16.5 MB	3.02.3001
AOP Framework	Acer Incorporated	17/11/2017	21.1 MB	3.25.2001.0
Bonjour	Apple Inc.	17/11/2017	2.69 MB	2.0.2.0
Canon MG4200 series On-screen Manual	Canon Inc.	07/12/2018		7.5.0
CCleaner	Piriform	11/02/2019		5.52
COMODO Internet Security Premium	COMODO Security Solutions Inc.	22/01/2018		11.0.0.6744
COMODO Secure Shopping	Comodo	25/02/2019	14.8 MB	1.3.473628.151
CyberLink PowerDVD 12	CyberLink Corp.	27/05/2017	97.9 MB	12.0.6329.01
Google Chrome	Google Inc.	21/02/2019	362 MB	72.0.3626.119
Google Chrome Canary	Google Inc.	05/03/2019		74.0.3724.6

Currently installed programs Total size: 4.36 GB
61 programs installed

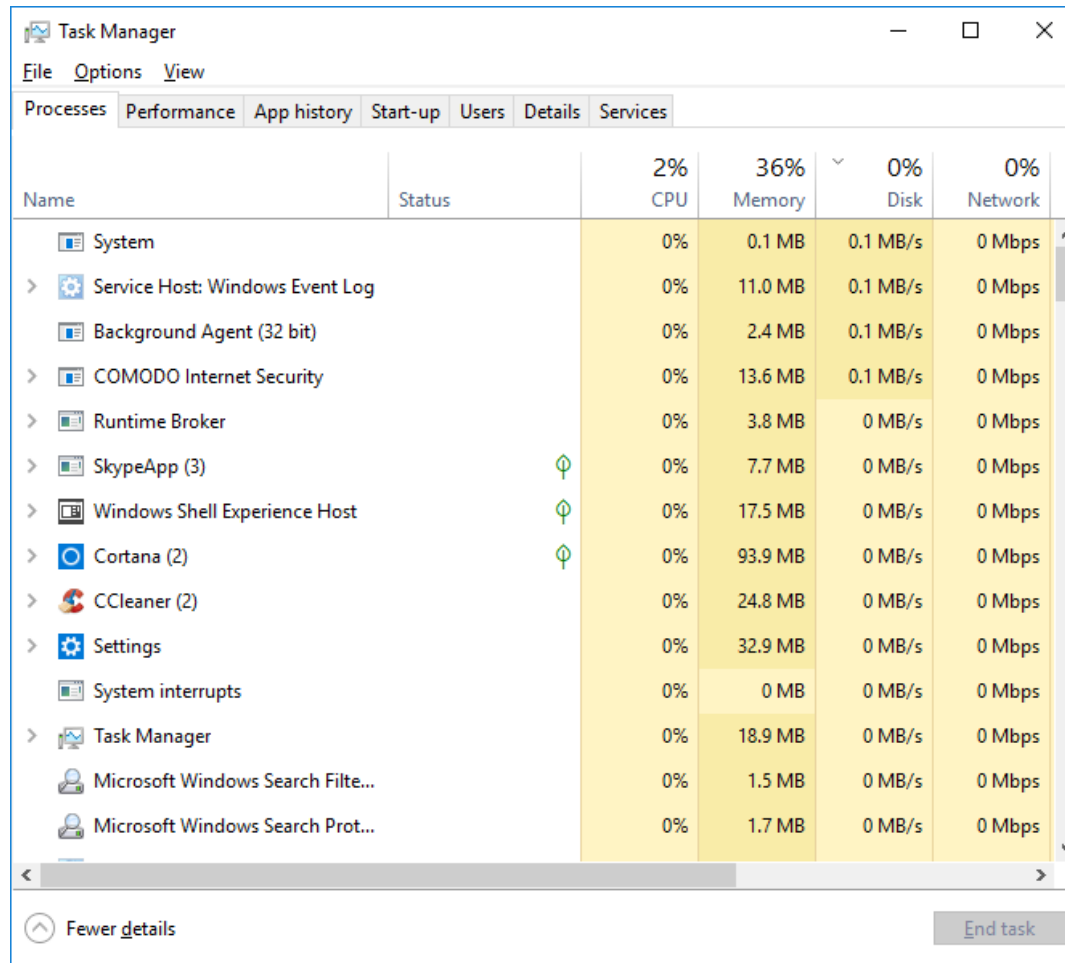
How to Make the Most of Your PC's Resources



How to Make the Most of Your PC's Resources

- **Managing Start-up Programs and Processes**
 - **Review Entries in Task Manager**
 - Toggle to Disable / Enable
 - **Download Autoruns from filehippo.com**
 - Extract .zip File into a Folder
 - Run autoruns.exe from the Folder
 - **The Colour of an Individual Entry Denotes:**
 - Yellow: the Target File Does Not Exist
 - Pink: Publisher Cannot Be Verified
 - Green: Entry Not Present on Previous Scan

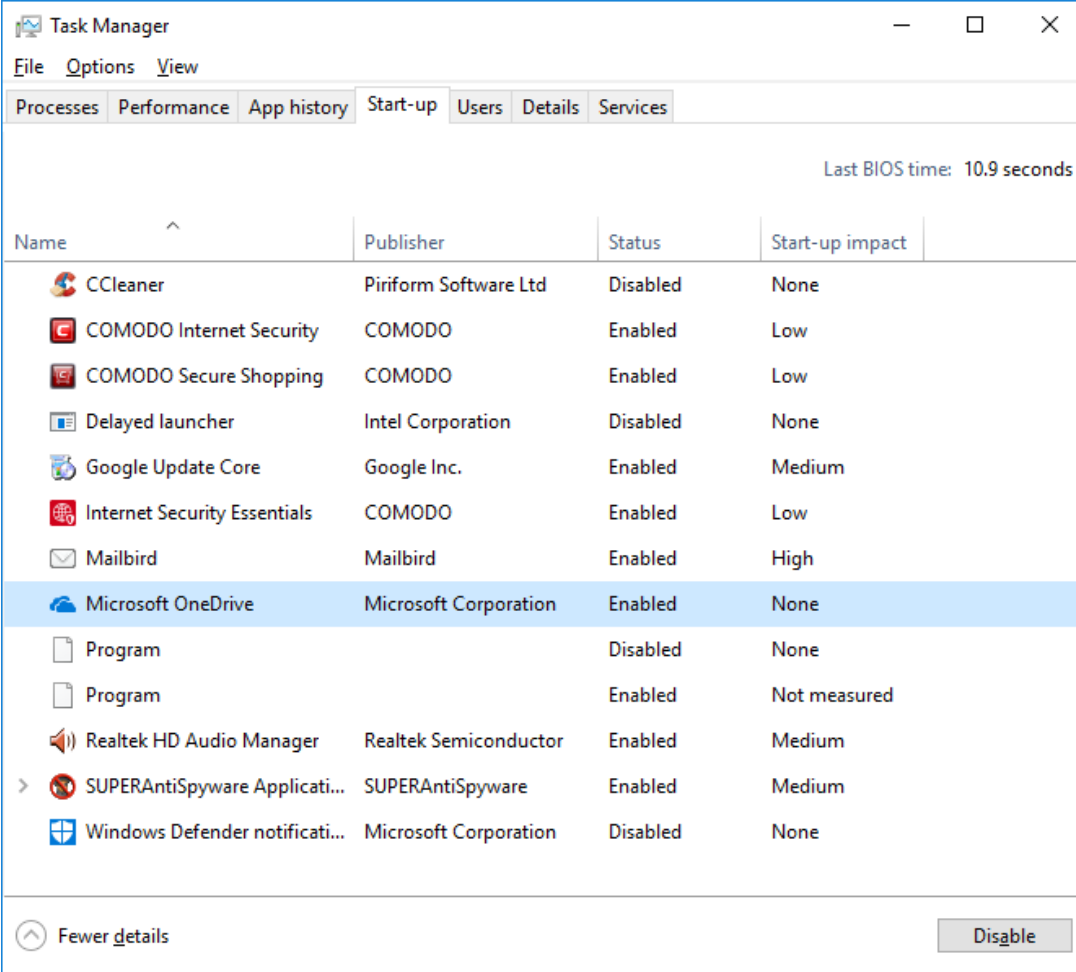
How to Make the Most of Your PC's Resources



The screenshot shows the Windows Task Manager Performance tab. The 'Performance' tab is selected, and the 'System' resource is highlighted. The table below shows the usage of various system resources.

Name	Status	2% CPU	36% Memory	0% Disk	0% Network
System		0%	0.1 MB	0.1 MB/s	0 Mbps
> Service Host: Windows Event Log		0%	11.0 MB	0.1 MB/s	0 Mbps
Background Agent (32 bit)		0%	2.4 MB	0.1 MB/s	0 Mbps
> COMODO Internet Security		0%	13.6 MB	0.1 MB/s	0 Mbps
> Runtime Broker		0%	3.8 MB	0 MB/s	0 Mbps
> SkypeApp (3)	⊕	0%	7.7 MB	0 MB/s	0 Mbps
> Windows Shell Experience Host	⊕	0%	17.5 MB	0 MB/s	0 Mbps
> Cortana (2)	⊕	0%	93.9 MB	0 MB/s	0 Mbps
> CCleaner (2)		0%	24.8 MB	0 MB/s	0 Mbps
> Settings		0%	32.9 MB	0 MB/s	0 Mbps
System interrupts		0%	0 MB	0 MB/s	0 Mbps
> Task Manager		0%	18.9 MB	0 MB/s	0 Mbps
Microsoft Windows Search Filte...		0%	1.5 MB	0 MB/s	0 Mbps
Microsoft Windows Search Prot...		0%	1.7 MB	0 MB/s	0 Mbps

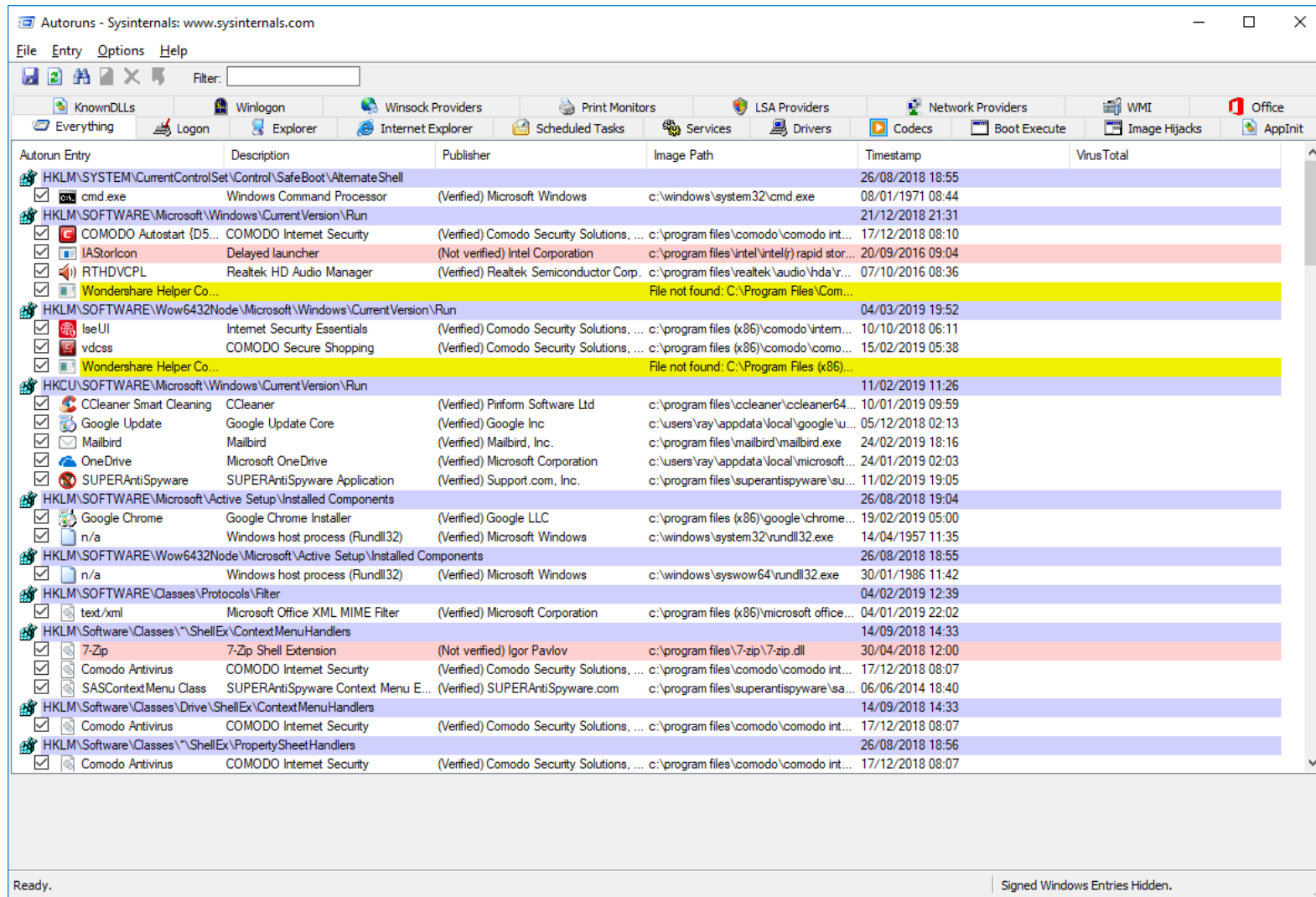
How to Make the Most of Your PC's Resources



The screenshot shows the Windows Task Manager window with the 'Start-up' tab selected. The window title is 'Task Manager' and it has standard Windows window controls. The menu bar includes 'File', 'Options', and 'View'. Below the menu bar are tabs for 'Processes', 'Performance', 'App history', 'Start-up', 'Users', 'Details', and 'Services'. The 'Start-up' tab displays a table of applications that start with Windows. The table has columns for 'Name', 'Publisher', 'Status', and 'Start-up impact'. The 'Last BIOS time' is shown as 10.9 seconds. The 'Microsoft OneDrive' application is highlighted in blue. At the bottom, there is a 'Fewer details' link and a 'Disable' button.

Name	Publisher	Status	Start-up impact
CCleaner	Piriform Software Ltd	Disabled	None
COMODO Internet Security	COMODO	Enabled	Low
COMODO Secure Shopping	COMODO	Enabled	Low
Delayed launcher	Intel Corporation	Disabled	None
Google Update Core	Google Inc.	Enabled	Medium
Internet Security Essentials	COMODO	Enabled	Low
Mailbird	Mailbird	Enabled	High
Microsoft OneDrive	Microsoft Corporation	Enabled	None
Program		Disabled	None
Program		Enabled	Not measured
Realtek HD Audio Manager	Realtek Semiconductor	Enabled	Medium
SUPERAntiSpyware Applicati...	SUPERAntiSpyware	Enabled	Medium
Windows Defender notificati...	Microsoft Corporation	Disabled	None

How to Make the Most of Your PC's Resources



The image shows a screenshot of the Autoruns utility window. The window title is "Autoruns - Sysinternals: www.sysinternals.com". The interface includes a menu bar (File, Entry, Options, Help), a toolbar with icons for various actions, and a filter input field. Below the toolbar is a grid of categories: KnownDLLs, Winlogon, Winsock Providers, Print Monitors, LSA Providers, Network Providers, WMI, Office, Everything, Logon, Explorer, Internet Explorer, Scheduled Tasks, Services, Drivers, Codecs, Boot Execute, Image Hijacks, and AppInit. The main area is a table with columns: Autorun Entry, Description, Publisher, Image Path, Timestamp, and Virus Total. The table lists various system entries, including Windows Command Processor, COMODO Internet Security, Intel Rapid Start, Realtek HD Audio Manager, Internet Security Essentials, CCleaner, Google Update, Mailbird, Microsoft OneDrive, SUPERAntiSpyware, Google Chrome, and 7-Zip. Some entries are highlighted in yellow, and others in red. The status bar at the bottom shows "Ready." and "Signed Windows Entries Hidden."

Autorun Entry	Description	Publisher	Image Path	Timestamp	Virus Total
HKLM\SYSTEM\CurrentControlSet\Control\SafeBoot\AlternateShell				26/08/2018 18:55	
<input checked="" type="checkbox"/> cmd.exe	Windows Command Processor	(Verified) Microsoft Windows	c:\windows\system32\cmd.exe	08/01/1971 08:44	
HKLM\SOFTWARE\Microsoft\Windows\CurrentVersion\Run				21/12/2018 21:31	
<input checked="" type="checkbox"/> COMODO Antivirus	COMODO Internet Security	(Verified) Comodo Security Solutions, ...	c:\program files\comodo\comodo int...	17/12/2018 08:10	
<input checked="" type="checkbox"/> IASTorIcon	Delayed launcher	(Not verified) Intel Corporation	c:\program files\intel\intel(r) rapid stor...	20/09/2016 09:04	
<input checked="" type="checkbox"/> RTHDVCPL	Realtek HD Audio Manager	(Verified) Realtek Semiconductor Corp.	c:\program files\realtek\audio\hda\vr...	07/10/2016 08:36	
<input checked="" type="checkbox"/> Wondershare Helper Co...			File not found: C:\Program Files\Com...		
HKLM\SOFTWARE\Wow6432Node\Microsoft\Windows\CurrentVersion\Run				04/03/2019 19:52	
<input checked="" type="checkbox"/> IseUI	Internet Security Essentials	(Verified) Comodo Security Solutions, ...	c:\program files (x86)\comodo\intem...	10/10/2018 06:11	
<input checked="" type="checkbox"/> vdcss	COMODO Secure Shopping	(Verified) Comodo Security Solutions, ...	c:\program files (x86)\comodo\comomo...	15/02/2019 05:38	
<input checked="" type="checkbox"/> Wondershare Helper Co...			File not found: C:\Program Files (x86)...		
HKCU\SOFTWARE\Microsoft\Windows\CurrentVersion\Run				11/02/2019 11:26	
<input checked="" type="checkbox"/> CCleaner Smart Cleaning	CCleaner	(Verified) Piriform Software Ltd	c:\program files\ccleaner\ccleaner64...	10/01/2019 09:59	
<input checked="" type="checkbox"/> Google Update	Google Update Core	(Verified) Google Inc	c:\users\vay\appdata\local\google\u...	05/12/2018 02:13	
<input checked="" type="checkbox"/> Mailbird	Mailbird	(Verified) Mailbird, Inc.	c:\program files\mailbird\mailbird.exe	24/02/2019 18:16	
<input checked="" type="checkbox"/> OneDrive	Microsoft OneDrive	(Verified) Microsoft Corporation	c:\users\vay\appdata\local\microsoft...	24/01/2019 02:03	
<input checked="" type="checkbox"/> SUPERAntiSpyware	SUPERAntiSpyware Application	(Verified) Support.com, Inc.	c:\program files\superantispyware\su...	11/02/2019 19:05	
HKLM\SOFTWARE\Microsoft\Active Setup\Installed Components				26/08/2018 19:04	
<input checked="" type="checkbox"/> Google Chrome	Google Chrome Installer	(Verified) Google LLC	c:\program files (x86)\google\chrome...	19/02/2019 05:00	
<input checked="" type="checkbox"/> n/a	Windows host process (Rundll32)	(Verified) Microsoft Windows	c:\windows\system32\rundll32.exe	14/04/1957 11:35	
HKLM\SOFTWARE\Wow6432Node\Microsoft\Active Setup\Installed Components				26/08/2018 18:55	
<input checked="" type="checkbox"/> n/a	Windows host process (Rundll32)	(Verified) Microsoft Windows	c:\windows\syswow64\rundll32.exe	30/01/1986 11:42	
HKLM\SOFTWARE\Classes\Protocols\Filter				04/02/2019 12:39	
<input checked="" type="checkbox"/> text/xml	Microsoft Office XML MIME Filter	(Verified) Microsoft Corporation	c:\program files (x86)\microsoft office...	04/01/2019 22:02	
HKLM\Software\Classes*\ShellEx\ContextMenuHandlers				14/09/2018 14:33	
<input checked="" type="checkbox"/> 7-Zip	7-Zip Shell Extension	(Not verified) Igor Pavlov	c:\program files\7-zip\7-zip.dll	30/04/2018 12:00	
<input checked="" type="checkbox"/> Comodo Antivirus	COMODO Internet Security	(Verified) Comodo Security Solutions, ...	c:\program files\comodo\comodo int...	17/12/2018 08:07	
<input checked="" type="checkbox"/> SASContext Menu Class	SUPERAntiSpyware Context Menu E...	(Verified) SUPERAntiSpyware.com	c:\program files\superantispyware\sa...	06/06/2014 18:40	
HKLM\Software\Classes\Drive\ShellEx\ContextMenuHandlers				14/09/2018 14:33	
<input checked="" type="checkbox"/> Comodo Antivirus	COMODO Internet Security	(Verified) Comodo Security Solutions, ...	c:\program files\comodo\comodo int...	17/12/2018 08:07	
HKLM\Software\Classes*\ShellEx\PropertySheetHandlers				26/08/2018 18:56	
<input checked="" type="checkbox"/> Comodo Antivirus	COMODO Internet Security	(Verified) Comodo Security Solutions, ...	c:\program files\comodo\comodo int...	17/12/2018 08:07	

How to Make the Most of Your PC's Resources

- **Avoiding Potentially Unwanted Programs (PUPs)**
 - **The Name PUPs Originated from MacAfee**
 - **Prevention is Always Better Than Cure**
 - Only Download Software from Trusted Sites
 - Watch Out for Tick Boxes when Installing Software
 - **What to Do if you Get a PUP?**
 - Uninstall Through Windows 'Apps and Features'
 - Use CCleaner if Windows Uninstall is not Available

How to Make the Most of Your PC's Resources

- **Protecting Against Spyware / Adware**
 - **Download SUPERAntiSpyware**
 - Free Edition from superantispyware.com
 - **Install using Default Options**
 - Ignore Request for E-mail Address
 - Untick Submission of System Diagnostic
 - Decline Trial of SUPERAntiSpyware Professional
 - **Will Prompt for Malware Database Update**
 - Usually once every five days

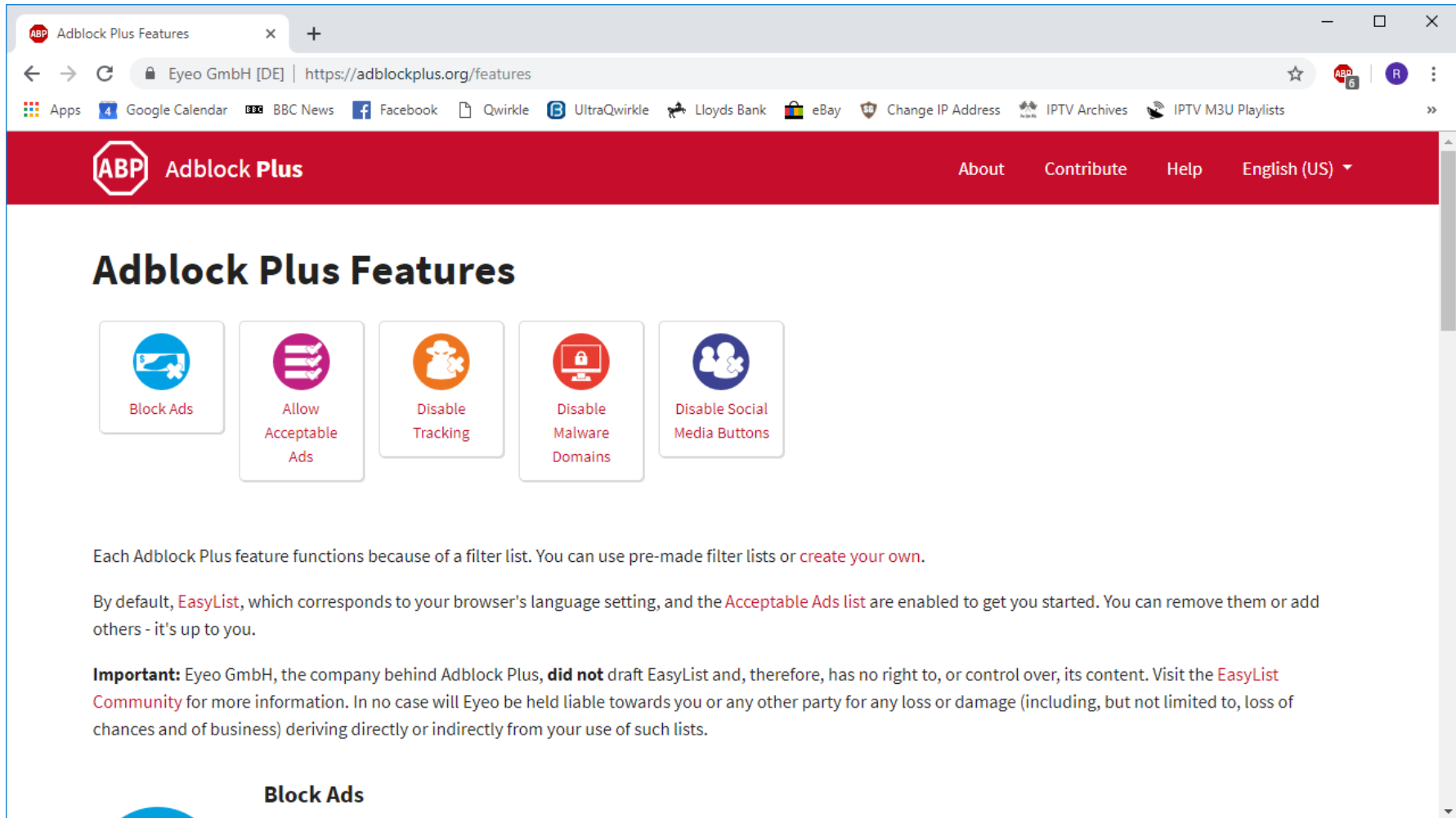
How to Make the Most of Your PC's Resources



How to Make the Most of Your PC's Resources

- **Reducing Adverts when Browsing the Internet**
 - **Download AdBlock Plus from adblockplus.org**
 - There are Browser-specific Versions
 - Microsoft Edge Version only Beta at Present
 - **Install is Configured to Block All Adverts**
 - **Other Features:**
 - Allow Acceptable Ads: Can be Disabled
 - Disable Tracking
 - Disable Malware Domains
 - Disable Social Media Buttons

How to Make the Most of Your PC's Resources



The screenshot shows a web browser window with the URL <https://adblockplus.org/features>. The page has a red header with the Adblock Plus logo and navigation links: About, Contribute, Help, and English (US). The main heading is "Adblock Plus Features". Below it are five feature cards:

- Block Ads**: Represented by a blue icon of a crossed-out ad.
- Allow Acceptable Ads**: Represented by a purple icon of a list with a checkmark.
- Disable Tracking**: Represented by an orange icon of a person with a magnifying glass.
- Disable Malware Domains**: Represented by a red icon of a computer with a lock.
- Disable Social Media Buttons**: Represented by a blue icon of a person with a crossed-out button.

Each Adblock Plus feature functions because of a filter list. You can use pre-made filter lists or [create your own](#).

By default, [EasyList](#), which corresponds to your browser's language setting, and the [Acceptable Ads list](#) are enabled to get you started. You can remove them or add others - it's up to you.

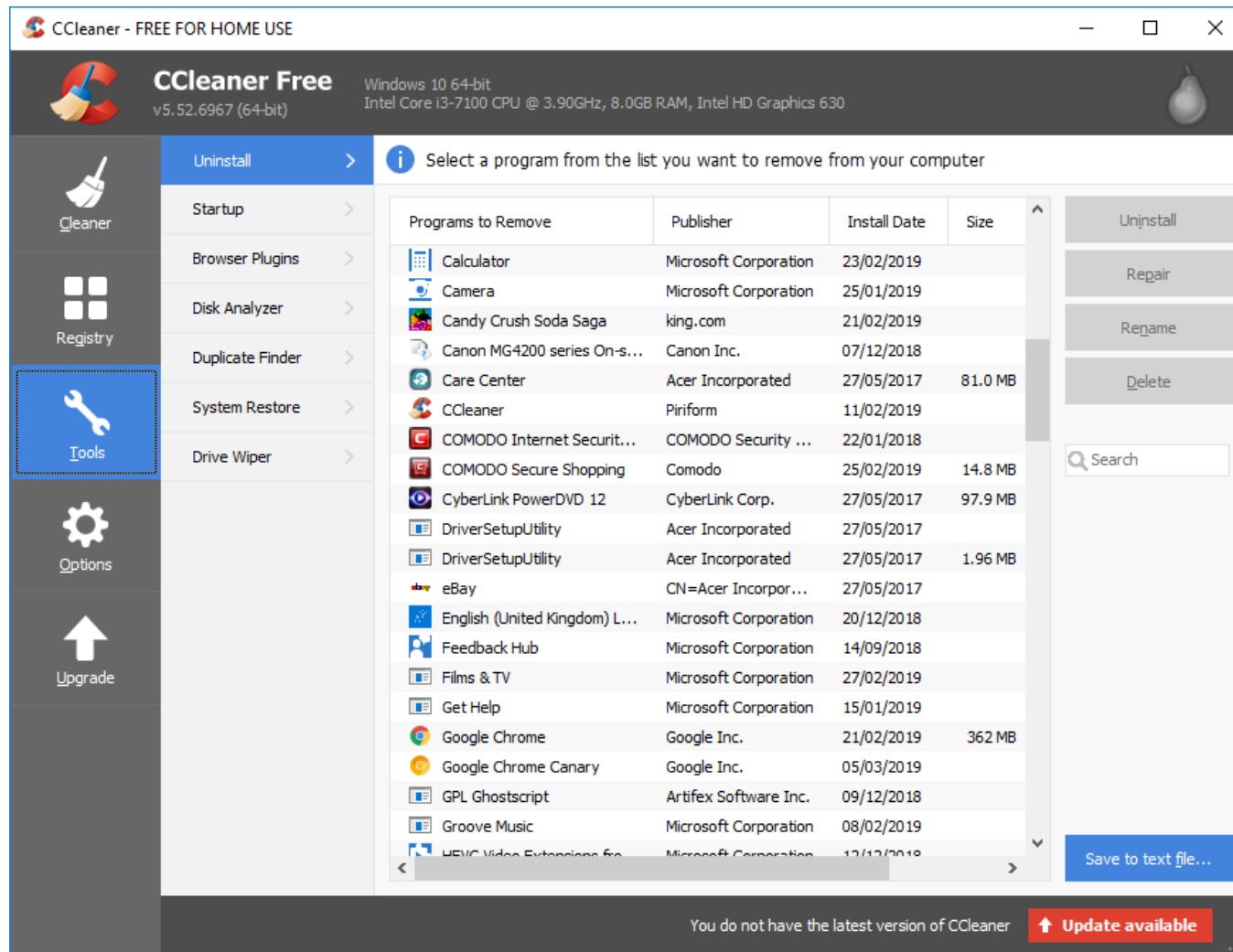
Important: Eyeo GmbH, the company behind Adblock Plus, **did not** draft EasyList and, therefore, has no right to, or control over, its content. Visit the [EasyList Community](#) for more information. In no case will Eyeo be held liable towards you or any other party for any loss or damage (including, but not limited to, loss of chances and of business) deriving directly or indirectly from your use of such lists.

Block Ads

How to Make the Most of Your PC's Resources

- **Other CCleaner Functions (Via Tools Menu)**
 - **Uninstall**
 - **Can Remove Software Completely**
 - **Useful When Standard Uninstaller Fails**
 - **Startup**
 - **Windows Tab: Similar to Task Manager**
 - **Scheduled Tasks Tab: Shows Registry Processes**
 - **Context Menu Tab: Additional Entries**

How to Make the Most of Your PC's Resources



How to Make the Most of Your PC's Resources

CCleaner - FREE FOR HOME USE

Windows 10 64-bit
Intel Core i3-7100 CPU @ 3.90GHz, 8.0GB RAM, Intel HD Graphics 630

CCleaner Free v5.52.6967 (64-bit)

Uninstall > Startup > Browser Plugins > Disk Analyzer > Duplicate Finder > System Restore > Drive Wiper >

These programs are set to run when your computer starts

Windows			Scheduled Tasks		Context Menu	
Enabled	Key	Program	Publisher	File		
Yes	Directory	7-Zip	Igor Pavlov	C:\Program Files\7-Zip\7-zip.dll		Enable
Yes	Directory	Add to VLC media player's Playlist	VideoLAN	"C:\Program Files\VideoLAN\VLC\vlc.exe" --st		Disable
Yes	Directory	Browse with IrfanView	Irfan Skljjan	"C:\Program Files\IrfanView\j_view64.exe" "c		Delete
Yes	Directory	File ownership				
Yes	Directory	Open PowerShell window here		powershell.exe -noexit -command Set-Locati		
Yes	Directory	Play with VLC media player	VideoLAN	"C:\Program Files\VideoLAN\VLC\vlc.exe" --st		
Yes	Drive	Browse with IrfanView	Irfan Skljjan	"C:\Program Files\IrfanView\j_view64.exe" "c		
Yes	Drive	Comodo Antivirus	COMODO	C:\Program Files\COMODO\COMODO Interne		
Yes	Drive	Open PowerShell window here		powershell.exe -noexit -command Set-Locati		
Yes	File	7-Zip	Igor Pavlov	C:\Program Files\7-Zip\7-zip.dll		
Yes	File	Comodo Antivirus	COMODO	C:\Program Files\COMODO\COMODO Interne		
Yes	Folder	7-Zip	Igor Pavlov	C:\Program Files\7-Zip\7-zip.dll		
Yes	Folder	Comodo Antivirus	COMODO	C:\Program Files\COMODO\COMODO Interne		

Save to text file...

You do not have the latest version of CCleaner [Update available](#)

How to Make the Most of Your PC's Resources

–Any Questions?